

Diaclean-SYS

WASHING SOLUTION



Cat. No.: h23106 1 x 1,0 L
 Cat. No.: h23116 1 x 0,5 L
 Cat. No.: h23126 1 x 0,1 L

PRODUCT NAME

Diaclean-SYS washing solution.

INTENDED USE

(For In Vitro Diagnostic Use Only)

• Hematology and urine diagnostics:

Diaclean-SYS solution is used for daily maintenance and cleaning of SYSMEX K-800 (8 parameter), K-800 (18 parameter), K-1000, K-4500, E-2500, E-4000, E-5000, SF-3000, KX-21, XT-1800, XT-2000, XS-1000i, XE-2100 hematological analysers and SYSMEX UF-50, UF-100 urine analysers.

• Hemostasis diagnostics:

Diaclean-SYS solution is used for daily maintenance and cleaning of DIAGON Coag Line automated coagulation analysers.

SUMMARY AND EXPLANATIONS

Diaclean-SYS solution is a hypochlorite washing solution, that effectively cleans out cell debris, proteins and triglycerides by oxidative digestion.

ACTIVE INGREDIENTS

Diaclean-SYS solution contains sodium hypochlorite (<16,0%).

PRECAUTIONS

• Hazardous symbol, category, hazard and precautionary statements by the latest CLP regulation:



- Metal Corrosive, Category 1
- Skin Corrosive, Category 1B
- Eye Damage, Category 1
- Aquatic Acute, Category 1
- Aquatic Chronic, Category 2
- H290: May be corrosive to metals.
- H314: Causes severe skin burns and eye damage.
- H400: Very toxic to aquatic life.
- H411: Toxic to aquatic life with long lasting effects.
- EUH031: Contact with acids liberates toxic gas.
- P260: Do not breathe dust/fume/gas/mist/vapours/spray.
- P273: Avoid release to the environment.
- P280: Wear protective gloves/protective clothing /eye protection/face protection.

- P303+P361+P533: IF ON SKIN (or hair): Take off immediately all contaminated clothing. Rinse skin with water [or shower].
- P305+P351+P338: IF IN EYES: Rinse cautiously with water for several minutes. Remove contact lenses, if present and easy to do. Continue rinsing.
- P310: Immediately call a POISON CENTER or doctor/physician.
- P390: Absorb spillage to prevent material damage.
- Person installing the Diaclean-SYS solution must be a trained laboratory professional!
- All solutions, waste and utilized disposable laboratory equipment should be considered as hazardous waste! Their handling and disposal should be done according to the valid hazardous material processing regulation.
- Do not use the solution beyond the expiration date printed on the label!

PREPARATION

Diaclean-SYS solution is ready to use. Leave the solution at working temperature (15-35°C) for at least 24 hours and wait until the solution reaches the working temperature!
 Loosen and remove the cap on the solution bottle.

TEST PROCEDURE

- **Hematology and urine diagnostics:**
 - Attach the aspiration assembly to the bottle. Tighten the cap.
 - Connect the other reagents to the instrument similarly (see below).
 - Prime the reagents through the instrument thoroughly to wash out third party reagents, traces of which may cause erroneous results. Refer to the instrument Operator's Manual for further information.
 - Generally a recalibration of the instrument is not required. However it is advised that you check that the instrument performance is within specification. A control measurement is suggested with a control as specified in your Operator's Manual.
- **Hemostasis diagnostics:**
 - Fill 5 mL Diaclean-SYS solution into an empty blood collecting tube (5mL) and into an empty reagent vial (5mL).
 - For proper application of daily and weekly cleaning procedures with Diaclean-SYS solution, please follow the Maintenance instructions of the instrument's manual.
 - Wipe both needles with a clean tissue.

STORAGE AND STABILITY

Diaclean-SYS solution in intact bottle is stable until the expiration date given on the label, when stored at 15-35°C. Stability after opening in the original bottle is shown in below table:

T (°C)	15-35
Day	60

Do not use solution once frozen!










EXPECTED RESULTS

Diaclean-SYS solution will effectively clean the tubes and liquid reservoirs in the instrument used on daily basis and keeping background and carryover values within specification.

MATERIALS REQUIRED BUT NOT PROVIDED

- **Hematology and urine diagnostics:**
 - Cell Counter (Sysmex K-800 (8 parameter), K-800 (18 parameter), K-1000, K-4500, E-2500, E-4000, E-5000, SF-3000. KX-21, XT-1800, XT-2000, XS-1000i, XE-2100, UF-50, UF-100)
 - Diluent, Lyse reagents for the above mentioned Cell Counter. Please enquire at your local distributor or directly from the manufacturer.
- **Hemostasis diagnostics:**
 - Coagulation reagents
 - DIAGON Coag Line automated coagulation analyser for measuring.

 **DIAGON LTD.**
 Baross u. 48-52, 1047 Budapest, Hungary
 Tel.: +36 1 3696500
 Fax.: +36 1 3696301
 Web: www.diagon.com
 E-mail: diagon@diagon.com

SYMBOLS			
	Manufacturer		Use-by date
	Batch code		Catalogue number
	Keep away from sunlight		Temperature limit
	<i>In vitro</i> diagnostic medical device		Consult instruction for use
	CE mark		